



What to expect
at secondary
school

Welcome to year 7

There are 280 students in year 7 alone

Over 1300 students in the school

We have to have complex systems and structures

Communication may be different from primary schools

Who to contact:

Pastoral care/behaviour

Tutor



Head of Year

Teaching & Learning

Subject
Teacher



Head of
Department

How to contact staff

CLICK 'PARENTS' ON WEBSITE



The screenshot shows the top navigation bar of a school website. It includes a search bar on the left, a logo for 'Part of East Midlands Academy Trust' on the right, and a central menu with links for 'Our School', 'Key Information', 'Curriculum', 'Sixth Form', 'Safeguarding', 'News', 'Job Vacancies', 'Parents', and 'CONTACT US'. A red arrow points from the text 'CLICK 'PARENTS' ON WEBSITE' to the 'Parents' link. Below the navigation bar is a large banner image of students in purple school uniforms. The banner features the text 'Learning For Life' and a paragraph: 'Students to realise and exceed their potential by delivering a curriculum which is relevant and accessible... a range of engaging extra-curricular activities which broaden students' experiences and develop... students.' There are two buttons at the bottom left of the banner: 'LEARN MORE' and 'GET IN TOUCH'.

Search Site 🔍

Part of East Midlands Academy Trust

Our School Key Information Curriculum Sixth Form Safeguarding News Job Vacancies Parents CONTACT US

Learning For Life

Students to realise and exceed their potential by delivering a curriculum which is relevant and accessible... a range of engaging extra-curricular activities which broaden students' experiences and develop... students.

LEARN MORE GET IN TOUCH

Then click on 'Key Contacts'

The screenshot shows the website for Prince William School, which is part of the East Midlands Academy Trust. The page is titled 'Letters to Parents'. On the left-hand side, there is a vertical menu with several options: 'Letters to Parents' (highlighted), 'Parents and Friends Association', 'Parents Information Evenings', 'Key Contacts' (indicated by a red arrow), 'Key Dates', 'EduLink One', 'Parent Pay', and 'CEOP'. The main content area on the right is titled 'Downloads and Links' and contains five orange buttons, each with a download icon and the text 'Download 8 Mar return to school' followed by a year level: 'Y10', 'Y11', 'Y12', 'Y13', and 'Y7'. At the bottom right of the page, there is a small icon for 'Privacy - Terms'.

Some email addresses in key contacts, but also a guide to finding your child's teachers' emails via EduLink

The screenshot shows the 'Key Contacts' page of the Prince William School website. The page features a navigation menu at the top with links for 'Our School', 'Key Information', 'Curriculum', 'Sixth Form', 'Safeguarding', 'News', 'Job Vacancies', and 'Parents'. A search bar is located in the top right corner. On the left side, there is a sidebar menu with links for 'Letters', 'Parents and Friends Association', 'Parents Information Evenings', 'Key Contacts' (highlighted), 'Key Dates', 'EduLink One', 'Parent Pay', and 'CEOP'. The main content area displays a table of key contacts with columns for Name, Role, and Email Address. A red arrow points from the text above to a link at the bottom of the page.

Name	Role	Email Address
Mrs E Dormor	Headteacher	Elizabeth.Dormor
Mr A Kennedy	Deputy Headteacher	Antony.Kennedy
Mr K Homard-Roy	Deputy Headteacher	Kim.Homard-Roy
Mr S Woodhouse	Deputy Headteacher	Simon.Woodhouse
Mrs C Byrne	Headteacher's Assistant	Clare.Byrne
Mrs J Giddings	Student Welfare Officer	Joanne.Giddings
Mrs B Arthur	Admissions	Berni.Arthur

[Guide to contacting a teacher via EduLink](#)

Contact throughout the year



Absence call, if not in school and no reason provided



Notes in their student diaries

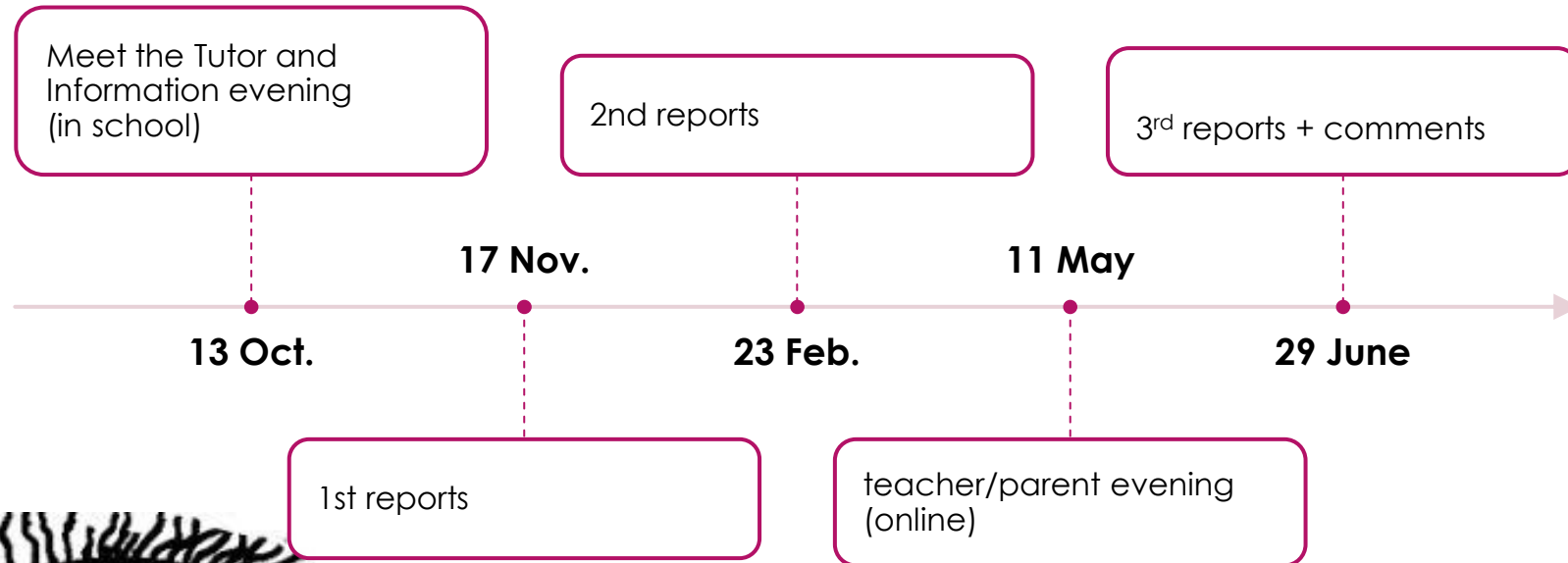


Emails through Edulink to keep you informed of events



Phone calls, emails, and meetings if necessary

Reports and parent evenings



A note about teacher/parent evenings

- ▶ In primary schools, teachers normally have only one class of 30 pupils (and parents/carers)
- ▶ In secondary schools, most teachers teach students in 5 - 7 different year groups – so have up to 7 parent evenings each year
- ▶ So cannot have more than one evening for each year group
- ▶ Many teachers will teach several classes within each year group, especially at KS3. They may teach over a hundred year 7s!
- ▶ Teacher/parent evenings need to use time as efficiently as possible
- ▶ Consultation about online teacher/parent evening found that online was preferred by majority – no queues and can be done from anywhere!

Layout of reports

(see website: 'Key Information' → 'Assessment and Reporting')

What Does My Report Show?

Your Current "Working at Grade"
Compare these to your Flight Path Target to see if you are currently on track

Your ATL Grade.
Also the average ATL across each of your subjects

GCSE (end of year 11) Target Grades
These are broken down into a "Current" Flight Path Target

SUBJECT	TEACHER	December 2021 REPORT 1				April 2021 REPORT 2				July 2022 REPORT 3				Average ATL Score
		Flight Path Target	Working At Grade	Attitude to Learning Grade	Concern Code	Flight Path Target	Working At Grade	Attitude to Learning Grade	Concern Code					
ENGLISH LANGUAGE		5	6-	4										
MATHEMATICS		5+	5+	3										
SCIENCE		5-	6	4										
GEOGRAPHY		5+	4+	4										
HISTORY		5+	6-	4										
RE		5+	5+	4										
SPANISH		4	4+	4										
													3.86	
													GCSE TARGET	
													6+	
													7-	
													6	
													7	
													7	
													7-	
													6	

How flight path targets are set (see link in 'Assessment and Reporting' section)

Flight Path Targets

To make targets more meaningful and shorter term, we break them into targets for each academic report. This creates a 'flight path' of target grades for each student in each subject. To judge whether your child is on track to achieve their target grade by the end of the year, we compare the 'working at grade' submitted by the teacher with the grades on their 'flight path'. Whilst we appreciate that all students do not progress at linear rates, this gives you a guide as to the progress required to achieve the minimum target grade at the end of the year and the end of KS4

GCSE Target	Year 7			Year 8			Year 9			Year 10			Year 11			End of KS4
	Report 1	Report 2	Report 3	Report 1	Report 2	Report 3	Report 1	Report 2	Report 3	Report 1	Report 2	Report 3	Report 1	Report 2	Report 3	
9	4-	4	4	4+	5-	5	5+	6-	6	7-	7	7+	8-	8	8+	9
8+	4-	4	4	4+	5-	5-	5	5+	6-	6+	7-	7	7+	8-	8+	9
8	3+	4-	4-	4	4+	4+	5-	5	5+	6	6+	7-	7	7+	8-	8
7+	3+	4-	4-	4	4	4+	5-	5	5	6-	6	6+	7-	7	7+	8
7	3	3+	3+	4-	4	4	4+	5-	5-	5+	6-	6	6+	7-	7-	7
6+	3	3+	3+	4-	4-	4	4+	4+	5-	5	5+	6-	6	6	6+	7
6	3-	3	3	3+	4-	4-	4	4+	4+	5-	5	5	5+	6-	6-	6
5+	3-	3	3	3+	3+	4-	4	4	4+	4+	5-	5	5	5+	5+	6
5	2	2+	2+	3-	3	3	3+	4-	4-	4	4+	4+	5-	5-	5	5
4+	2	2+	2+	3-	3-	3	3+	3+	4-	4-	4	4	4	4+	4+	5
4	1+	2-	2-	2	2+	2+	3-	3	3	3+	3+	4-	4-	4-	4	4
3+	1+	2-	2-	2	2	2+	3-	3-	3	3	3	3	3	3+	3+	4
3	1-	1	1	1+	2-	2-	2	2	2+	2+	3-	3-	3-	3-	3	3
2+	1-	1	1	1+	1+	2-	2-	2	2	2	2+	2+	2+	2+	2+	3
2	P-	P	P+	1-	1	1	1+	1+	2-	2-	2-	2	2	2	2	2
1+	P-	P	P	P	P+	P+	1-	1-	1	1	1	1+	1+	1+	1+	2

Other events involving year 7 planned for this year



Nov/ Dec

Trip to 'Harry Potter' studio



6 Dec

Winter showcase concert



9 Dec

Christmas Extravaganza
(dance & drama show)



28 Mar

Spring concert




22 or 23 May

Trip to Chelsea Flower Show




5 & 6 July

Performances of "Daisy
pulls it off"



12 July

Trip to Cadbury's World



19 July

Trip to see Lion King

Other activities available

Extra-curricular clubs

- ▶ Brass Quartet, Chess club, Choir, Concert Band, Dance club, Drama, Design club, Dungeons & Dragons, Flute choir, French club, Games club, Greenpower group, Guitar ensemble, Jazz Band, Lunchtime chat, Me to We, Mural Graffiti, Orchestra, Percussion ensemble, Reading club, Science club, String group, Warhammer.

Other regular events

- ▶ House Competitions, Sports fixtures, Sports day, Achievement assemblies.

Please try to get involved!

Partnership with Parents



How you can help us to support your child

- ▶ your child in school everyday!
- ▶ your child in proper uniform and with all necessary equipment
- ▶ read your child's diary frequently and sign it weekly
- ▶ support with homework and recording of activities
- ▶ check Edulink regularly
- ▶ attend parent evenings
- ▶ show them you value their education highly

Punctuality and Attendance

- ▶ Research shows that 17 missed days of school per year (91% attendance) results in children achieving one grade lower in their GCSEs
- ▶ We aim for student attendance to be above 97% (fewer than 6 days absent per year)

Students are only required to be in school for 190 days per year.

That leaves 175 days for holidays, family time, outings, shopping and other appointments



Ready to Learn – essential equipment



Pen



Pencil



Ruler

Get Ready to Learn



Eraser

ID badge

Planner

Home Learning - a balance!

- ▶ Tasks set by subject teachers (about 180 mins/week total)
- ▶ Reading – with parent or on own (about 50 mins/week total)
- ▶ Extra-curricular activity (60 mins/week)
- ▶ Wellbeing activity (min. 10 mins/week)

Total 5 hours a week

Please help them find a quiet space to do teacher-set tasks

Students log the reading, extra-curricular, and wellbeing activities they do in their diaries.

Please sign your child's diary every week to confirm



Value their education

PROVEN LINKS TO
HIGHER
ACHIEVEMENT
AND FEWER
BEHAVIOUR
PROBLEMS